

MHSA News

Published by the Minnesota Hunting Spaniel Association

The Only American Kennel Club Licensed All Spaniel Hunting Dog Club

April 2008

Volume 18 Number 4



Officers & Board of Directors



From the President ...

It is with deep concern that I must open by informing our members that unless someone steps up to edit our newsletter, this will be the last. Shirley Harford has gone above and beyond her one year commitment to serve as editor by taking care of the first three months of this year while waiting for a replacement, but will not be editing the May newsletter.

So who of you has always wanted to be a newsletter writer? It won't be the Federalist Papers, but it is a very important position in our club. You will get to know all the movers and shakers who run things because you will need to collect information on all the events being put on by the club. In the process you will communicate with field trial and hunt test secretaries, fun trial sponsors, club officers and others who are and have been active showing, training and enjoying their dogs. It is a perfect position for someone new to the club who has some skill with a computer and can edit and write. Knowledge about club events and members is not necessary; you will gain that on the job!

If you are interested, please contact me and contact Shirley Harford at Lougeelake@comcast.net.

Now on to club event news: be sure to put our spring hunt test, spring cocker trial, or both on your calendars. Even if not running a dog, they are great events to watch while volunteering. Contact Bethann Roetger at broettger@isp.com to volunteer at the hunt test, or for the field trial, contact Nadine Kohn at n_kohn@earthlink.net.

Officers

President – Richard Bend
1002 Stagecoach Trail S
Afton, MN. 55001
651-436-7727

Vice President – Tony Roettger
7104 360th St.
North Branch, MN 55056
651-674-0431

Treasurer- Lynn Lynch
5612 44th Ave S.
Minneapolis, MN 55417
612-727-2016

Secretary - Leanne Schmitz
9674 Hale Ave S
Cottage Grove, MN 55016
651-768-0627

Directors:

Ann Sunderman
34452 311th Av.
LeSueur, MN. 56058
612-816-5679

Nadine Kohn
813 Elliot Ave N
Glencoe, MN 55336
320-864-5868

Linda Simon
722 West Elm St.
Norwood, MN 55368
952-467-4476

Charlie Casey
9819 Sunrise Way
Cannon Falls, MN. 55009
507-263-0522

Doug Scurr
14821 Blanca Av.
Rosemount, MN. 55068
651-423-5258

Page 2: Letter from the Pres. Cont.

**Page 3&4: Obedience and the
Hunting Dog**

**Page 5: Training Day/
Leienkugels Tour**

Page 6: Spit That Out ! Drop That !

Page 7&8: Fun Trial

Page 9: Eye/Microchip Clinic

**Page 10: MHSA Merchandise
Order Form**

Page 11: Recipe Corner


Page 12: Upcoming Events

Now on to the dogs. Who would have thought that I would still be unable to find a place to plant a bird on April 1st? Snow everywhere and all the cover flattened. A pigeon sticks out like the IDS Tower when planted on my front hillside. Pheasants turn into small race-cars the moment they wake up. As a result I've recently driven all the way to Glencoe, where there has been less or no snow and plenty of cover. Still, front yard training is the norm around here, and I heartily recommend it. Regular training in the yard is definitely better than infrequent training with all the bells & whistles, whether it is obedience, field work or agility. Regular at home training, with the occasional training trip to make sure good manners stick in the presence of more people, dogs and excitement is a good formula. It provides regular fun for dog and man!

My best, Dick B.

Don't Forget !!

The dates for the MHSA Cocker Trials are May 2, 3 and 4th. Open Judges are Mike Noland and **Kevin Rutherford**. The Amateur Judges are Rumi Schroeder and Bill Boeckman, Apprentice Bethann Roettger. Puppy Judges are Deb Strohl and Linda Simon. If anyone is interested in helping they can contact Nadine at: **320-510-1903**



The Spring Hunt Test will be May 10th and 11th. Bethann Roettger will be Chairing this event. If anyone is interesting in helping please contact her. The club will need marshals, bird planters, help with the raffle and banquet and a host of other tasks that it takes to put on a test.

By Jon Pidde

Obedience and the Hunting Dog

I will probably never enter my dog in a field trial but I do recommend to all Spaniel owners, go watch a field trial. It is very educational in seeing what our dogs are capable of doing. We might never achieve the polish and style to compete, but we can strive for the control that is exhibited. Coming to a Hunt Test and volunteering as a marshal or a shagger is a great way to see, up close, how a dog responds to his handler. I am always impressed with a good retrieve or a dog that comes promptly when called off of a fly away.

This month I will address Come means Come. As another very important part of having a hunting dog, a quick and accurate response to the "come" command is necessary. To name a few reasons, there are skunks, porcupines, railroad trains or maybe it's time to get rid of too much coffee. It is wrong to expect your dog to retrieve a bird straight to hand in the field if he won't come when he's called at home.

I start all obedience in my house on leash. While your dog is sitting at your side, tell your dog to wait and walk to the end of your leash. I give my dog a hand signal while telling him to wait. If your dog follows you, you need to work on the stay more. When your dog is sitting about 6 feet from you, say his name and COME. Your dog should get up and come promptly to you. If he doesn't come, give a slight tug on the leash while saying come. When your dog comes, tell him what a good dog he is. You can reward him with praise, a treat, or both. (I use praise but both will work) After a few times, your dog should understand the word come. As soon as they understand the word come, then it is time to eliminate the second come command. Consistency is always the key to a prompt response. I tell my dog once and if he doesn't start coming, I enforce the come with a collar correction.

At this time, I start to have my dog sit in front of me when he comes. In the field, I require my dog to sit when he comes. This helps with delivery to hand of a bird. After you achieve a come at a short distance 100% of the time you should put a long line on your dog and start working for more distance. Work away from the dog until you get a prompt response from the end of the long line.

Remember, every time your dog comes promptly, he should be rewarded one way or another. (Praise, treats or a mixture of both.) Spaniels want to do the right thing so make sure they know when they are right.

Now it's time to take off the leash. Start close to your dog and work away until he comes promptly from at least 30 feet away. **Praise, Praise, Praise.** Make your dog want to come to you. Getting to you promptly when you call, should be one of your dogs' priorities.

When you achieve 100% success indoors, it's time to move outside. Start close on leash and then work your way to the end of a long line. If your dog tries to make a side trip on the way to you, "reel" him in as fast as you can. The collar correction that happens when you "reel" in your dog should be enough to get your point across. If you have to "reel" in your dog this is not a good come. A sloppy come should not be rewarded. When you have 100% success at the end of a long line it is time to introduce distractions. Have someone else throw a ball or blow a duck call. When your dog is about 100% on a long line with distractions you are ready to take your leash off.

With the leash off, start close without distractions and work for more distance. If your dog blows you off while off leash you must go get him and put him on a long line and enforce a prompt come. **If your dog won't come to you promptly in your own backyard, you can't expect a prompt come or a good retrieve in the field.** Up until now, the comes have been from a sit. It is time to introduce the come while your dog is sniffing around. Again, start close and slowly add distance. Start to introduce distractions. **Do not give your dog a command you are not prepared to enforce.** There are always consequences when you give a command. Lots of positive reinforcement when he is right, and a correction when he blows you off.

The high points are giving your command once. Lots of positive reinforcement. Be consistent. Lots of positive reinforcement. In training, never give a command you aren't prepared to enforce. Lots of positive reinforcement. If you teach your dog basic obedience it is easier to introduce the whistle. You will get better retrieves to hand and your dog will learn that Come means Come.

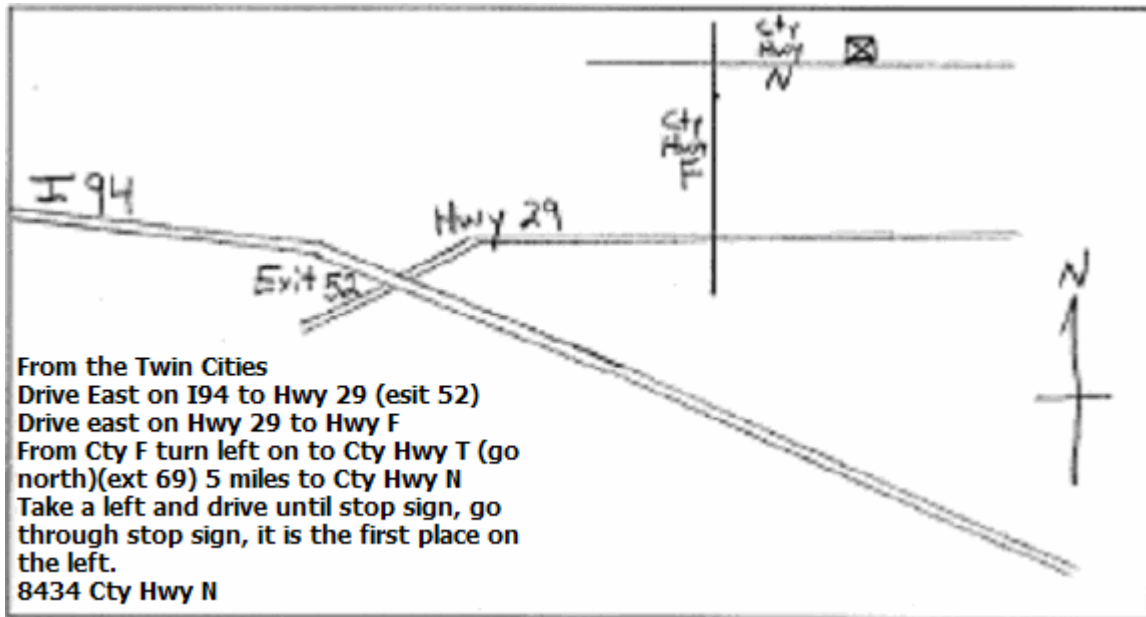




Club Training and Leinenkugels Brewery Tour

April 27, 2008

The next club training day will be Sunday, April 27th, hosted by Brad Schindler in Chippewa Falls Wisconsin. Training will start at 9:00 am. Pigeons are \$5.00 and Pheasants will be \$10.00. It will be necessary to sign up ahead of time for the Brewery Tour. The plan is to start the tour at 2:30pm. If more than 15 people would like to take the tour, then we will need to reserve two tours. If there is enough interest we can also BBQ following the tour.



Tour Sign Up

Name: _____ Number Attending: _____

Bird Order

Pigeons @ \$5.00 _____ Pheasants @\$10.00 _____ Total: _____

Please send tour sign up and bird order to:

Brad Schindler
 8434 Cty. Hwy N
 Chippewa Falls, WI 54729
 Email: info@cutawaykennels.com

Spit that out! Drop it!

By: Nadine Kohn

We've all been there, digging into our pet's mouth to retrieve something they shouldn't have. What about the things that we didn't see them eat? Things like small toys, articles of clothing, rocks, bones, etc. Most of the time these things will return to you usually in an unfriendly manner as Spot vomits them up. Do not get complacent thinking that he's done it before and he will do it again and recover! There may come a time when something gets stuck. How will you know? What happens? What are the signs? What do you do?

Rover has been acting normally until suddenly he brings his breakfast back up. He has diarrhea. He is lethargic and just not acting his usual self. He cannot keep anything, including water down. These are warning signs! Call your vet now! Your pet has already started to dehydrate, losing valuable fluids.

Even a partial blockage in the intestines will produce intermittent symptoms, of vomiting, diarrhea, and cramping. A complete blockage will produce severe and sudden abdominal pain, violent, possibly projectile vomiting. The vomited material may consist of fecal-like matter, if the blockage is located in the lower GI tract, along with distention of the abdomen.

If the blockage interferes with the flow of blood to the bowel, intestinal strangulation will occur, and the bowel will start to rot within a few hours. Abdominal x-rays are needed to properly diagnose the cause of distress and locate the blockage. Surgical removal of the blockage is required immediately, and the rotting bowel must be resected to the living bowel.

Time is of essence. You need to act quickly and get them medical attention. Our animals cannot tell us that they don't feel well or where it hurts. Keep your Vet's number along with the number for a 24 hour Emergency Vet clinic in a handy place. Animals get sick on the weekends too!

Prevention is the best medicine. Dogs, like any small child, will pick up anything in their mouths. Keep items picked up off the floor or secured so they cannot access them. Even the laundry basket! Every family member must help with this. When your pet is not being monitored be sure to contain them in a safe area or in their crate. You are responsible for the health and well-being of your canine friend.

Indiana Jones - "Indy"

12/25/06-3/16/08



2008 Minnesota Hunting Spaniel Association
Fun Trial Stakes and Rules

Dates: June 21, July 20, & August 16, 2008

The Fun Trials will start at 9 AM sharp, rain or shine!

All Fun Trials will be held at Major Avenue Hunt Club, Glencoe – MN

Entry Fee - \$15/per dog for each stake

Purpose: A fun, non-threatening way to learn and participate in Field Trial-style events. For all stakes except Hunting and Shooting, gunners will be provided by the MHSA Club. Ribbons will be awarded to all placing Handlers/Dogs.

Puppy Stake: **Steady/Unsteady spaniel less than 15 months old at the time of the first Fun Trial. Open to any Handler. Open to any breed of flushing spaniel**

Junior Stake: Handler age 16 or younger. Dog may be steady or unsteady. Handler and Dog are judged 50% each. Open to any breed of flushing spaniel. Age and titles of dog do not matter.

Derby Stake: Steady dog less than 2 years at the time of the first Fun Trial. Open to any Handler. Open to any breed of flushing spaniel.

Novice Stake: This stake is for the new dog and new handler. Dog does not need to be steady. Handler and Dog are judged 50% each. Dog or handler may not have any field trial placements. First place and High Point handler/dogs of previous years Novice Stake should retire from this category. Open to any breed of flushing spaniel.

Open Stake: Open to any Handler. Open to any all age steady dog. Open to any breed of flushing spaniel.

Hunting Dog Stake: Open to any unsteady dog. Open to any Handler. Handler does his/her own shooting. Handler and Dog are judged 50% each. Limited to 2 shells per bird. Break open action shotgun preferred but not required. Open to any breed of flushing spaniel

Shooting Dog Stake: Open to any steady spaniel. Handler does his/her own shooting. Handler and Dog are judged 50% each. Limited to 2 shells per bird. Break open action shotgun preferred but not required. Open to any breed of flushing spaniel

RULES

All participants must wear one piece of blaze orange clothing above the waist while out in the field, preferably a vest. Eye protection is strongly recommended.

- No dog in season allowed on grounds. All dogs must be on a leash, except when participating. Spaniels are not allowed to wear a collar of any type when participating.
- Unless otherwise indicated, gunners will be provided for each stake by the MHSA Club.
- Open to any breed of flushing spaniel.
- A steady dog is one that stops at the flush of the bird, and/or sound of a shot, and waits for the command to retrieve, heel, or carry on.
- The Fun Trials will use Pigeons in all stakes.

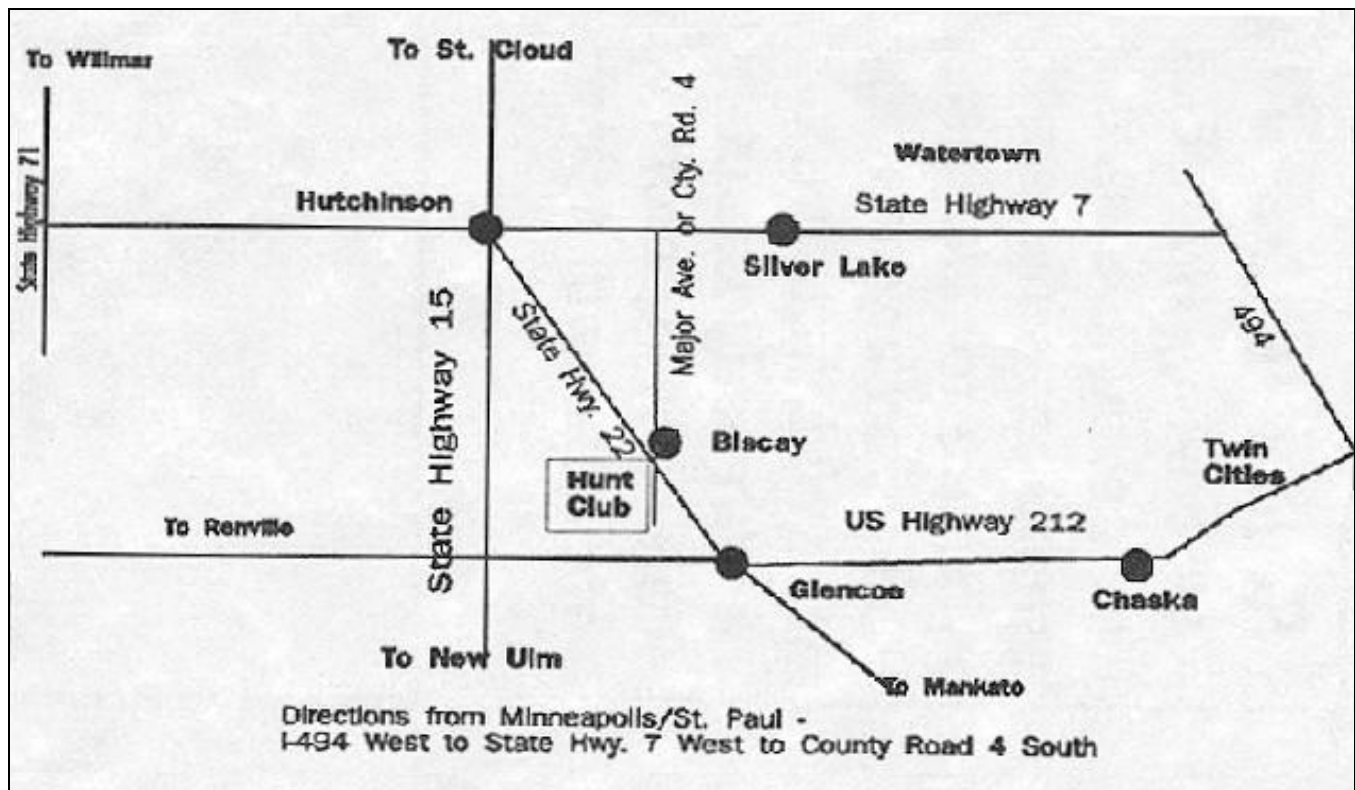
Fun Trial Stakes and Rules – continued

- You may enter as many stakes as you are qualified for.
- The order of the stakes will be as listed, however some stakes may be run simultaneous.
- The Fun Trials will start at 9 AM sharp, rain or shine!
- All Fun Trials will be held at Major Avenue Hunt Club – Glencoe, MN – Map below.

If you wish to participate, or have questions, please contact:

Linda Simon at (320)-510-1904 or email whistlestopkennel@hotmail.com.

Pre-registration is not necessary but helpful so we will have enough birds on hand.



Eye/Microchip Clinic

Eye/Microchip clinic at Fran Smith's clinic in Burnsville

It's 4/26/08 from 9-12

It's \$20 for the eye exam and \$32.50 for a microchip

Smith Veterinary Hospital is at 1110 Hwy 13 E, Burnsville, MN.

952-736-8278 www.smithveterinaryhospital.com is their website.

It is with great sadness that I let MHSA Members know of the
Passing of one of our Founding members;
Vic Olsen Sr. Passed away Mon. March 3rd 2008, there was a
Memorial Service held for Vic on Sat. March 8th 2008.
A memorial will appear in the June Issue of the Newsletter.



MHSA Merchandise Order Form

MHSA is pleased to offer the following club merchandise for sale. T-shirts, sweatshirts & hats are stocked by the Association & orders will be accepted throughout the year. Orders can be picked up at any MHSA event. If you would prefer to have your order mailed, **add \$10** to your order for shipping and handling.

Delivery will be at the event following receipt of the order. A check, made payable to **MHSA**, must accompany your order, which can be mailed to Shirley Harford - 7816 66th Ave N., Brooklyn Park, MN 55428. If you have any questions regarding merchandise, please contact Shirley at Lougeelake@comcast.net.

Description of merchandise and order number

#5930 Fruit of the Loom Adult Short Sleeve T-shirt

Colors –Blaze Orange, Jade Green, Ash Grey, Khaki, Burgundy
 Sizes – Small to XL Cost - \$15.00

#0504 Polo w/pocket

Colors – Ash Grey, Forest Green, Steel Grey, Orange
 Sizes -Small to XL Cost - \$30.00

#2110 Polyester Fleece Lined Bomber Jacket

Colors – Pine/ Charcoal, Black/Black, Black/Heather Grey
 Sizes - Small to XL
 Cost - With crest logo on the front \$60.00
 - With both crest and back logo \$75.00

Two-sided MHSA Logo Mug (11oz.)

Colors – Ivory w/Burgundy
 Cost - \$7.00 ea. or 2 for \$12.00

#1630 Sweatshirt

Colors - Blaze Orange, Ash Grey, Forest Green, Khaki, Burgundy
 Sizes -Small to XL Cost - \$25.00

#16130 Hooded Pullover Sweatshirt

Colors – Ash Grey, Heather Grey, Royal Blue
 Sizes -Small to XL Cost - \$30.00

#6288 WXT Upland Blaze Orange Safety Cap

Sizes - One size fits all Cost - \$15.00

#3261 Blaze Orange Cap w/2 tone Pheasant on side

Size – One size fits all Cost - \$20.00

MHSA Patch

Cost -\$7.50

MHSA Lapel Pin

Cost - \$5.00

Note: for all clothing items: 2XL sizes are available - add \$1.50 / 3XL sizes are available - add \$3.00)

Item #:	Description	Sizes	Color	Qty.	Price each	Total Price
					\$	\$
					\$	\$
					\$	\$
					\$	\$
					\$	\$
SHADED AREA FOR BOMBER JACKET ONLY:						
#2110	Bomber Jacket				Crest Logo	\$
					Both Logos	\$
					Size Up Chrg	\$
					Shipping (if applicable):	\$
					Order Total:	\$

Shipping/Contact Information:

Name: _____
 Address: _____
 City/State/Zip: _____
 Phone: _____
 Email: _____

VENISON BURGER SUPREME

1/8 lb. sausage mild
1 lb. ground venison
Salt and pepper
1 egg
1 small onion
1 tbsp. bacon grease
1/8 tsp. thyme
1/8 tsp. oregano
1 small clove garlic, finely chopped
1/8 tsp. ground ginger
1/8 cup sweet cider

Mix sausage and ground venison. Combine with remaining ingredients exceptr cider. Brown until almost done. Add cider and finish cooking.

STUFFED VENISON STEAK

1 lb. round venison steak
1 tsp. salt
1 cup bread crumbs
1/2 tsp. sage
1 egg
1 cup milk or broth
1/2 cup finely chopped celery
1 small onion
1/4 tsp. black pepper
1/2 cup flour
1/2 cup water
2 tbsp. fat

Mix bread crumbs, milk, egg, and seasonings to make stuffing. Salt the meat and cut into 2" x 4" pieces. Spread each piece or meat with dressing and roll, fastening the rolls with toothpicks. Roll in flour and brown in fat. Place in pan, add water, cover, and cook for 2 hrs. at 375 degrees.

Upcoming MHSA Events

2008

April 27 – MHSA Club Training Day at Brad Schindler's

May 2,3,4 – MHSA Cocker Trial

May 10 & 11 – MHSA Spring Hunt Test

May 17 – MHSA Club Training Day at Roettger Ridge

June 21 – 1st MHSA Fun Trial & Working Dog Test at Major Avenue

July 19 – 2nd MHSA Fun Trial (date tentative)

Aug. – MHSA Club Picnic (date to be determined)

Aug. 16 – 3rd MHSA Fun Trial (date tentative)

Sept. 6 & 7 – MHSA Fall Hunt Test

Sept. 12-14 – MHSA Cocker Trial (tentative)

Nov. – Indoor Duck Shoot (date to be determined)



**Nutri
Source**[®]
Super Premium Pet Foods

PO Box 190, Perham, MN 56573
(218) 346-7500

English Springer Spaniel Information and Field Trial Page

ESSFT.COM

